

1. Buka Browser , kemudian akses url ke <https://pkkmb-online.umj.ac.id>
2. Klik menu Login, Username adalah email yang digunakan saat pendaftaran PMB dan password adalah tanggal lahir.



Contoh :

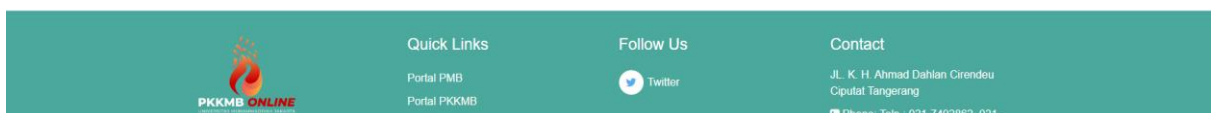
Username : userpkkmb@umj.ac.id

password : 1999-12-31

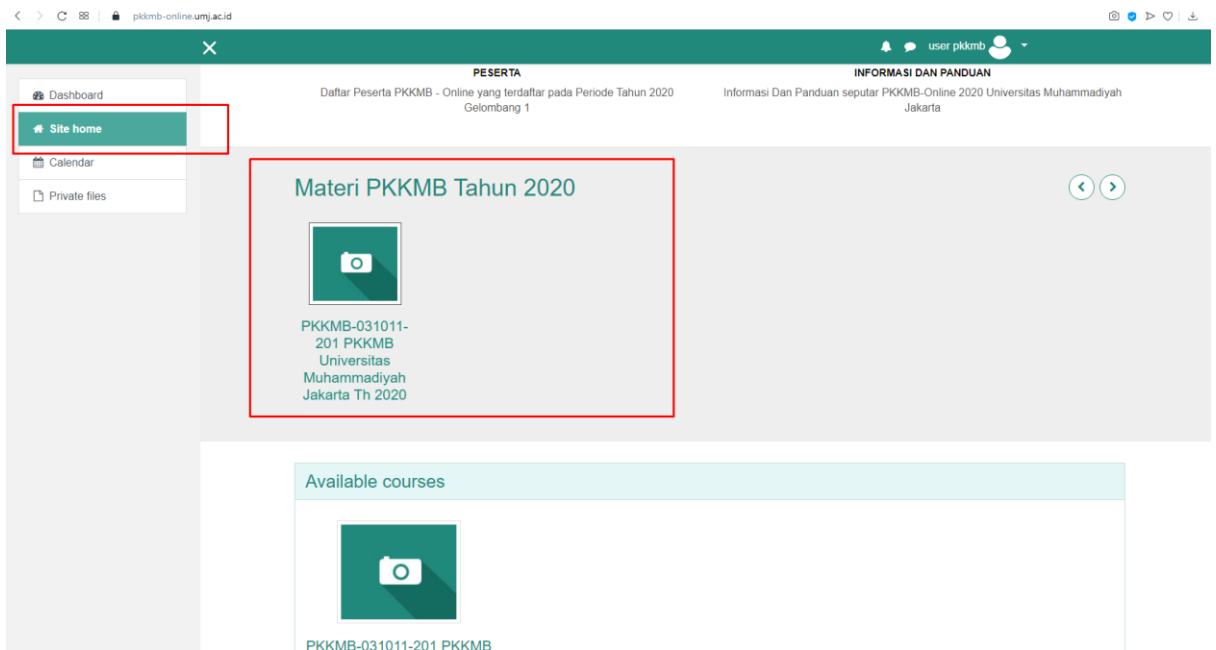


Login into your account

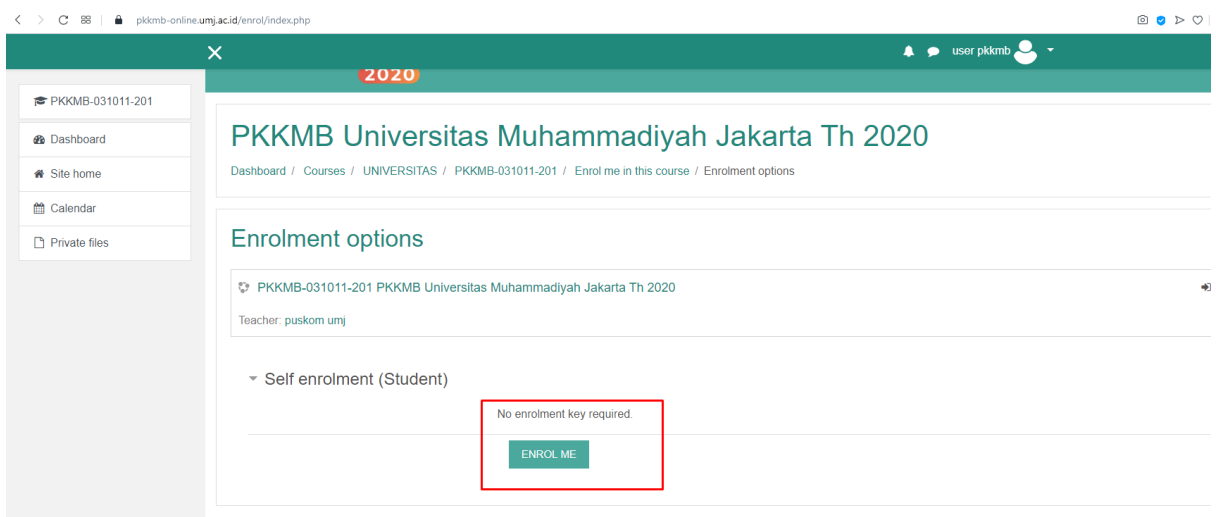
<input type="text" value="userpkkmb"/>	<input type="password" value="*****"/>	<input type="button" value="LOG IN"/>
<small>Forgotten your username or password? <input type="checkbox"/> Remember username</small>		
<input type="button" value="LOG IN AS A GUEST"/>		



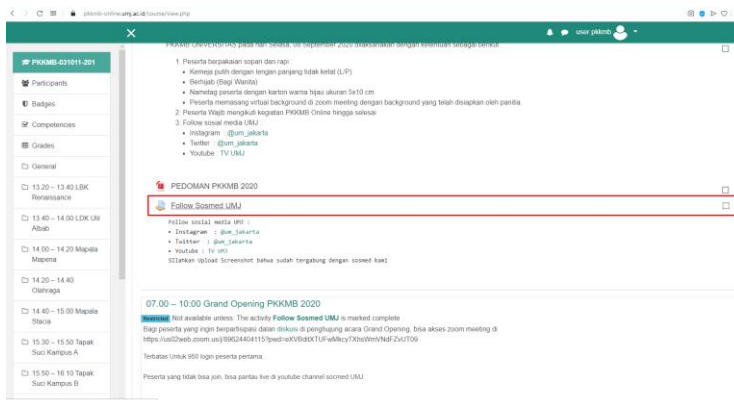
3. Setelah berhasil Login, buka menu Site Home, kemudian pilih Materi PKKMB



4. Klik Tombol Enrol Me



5. Setelah Ter enroll, Upload bukti screenshot bahwa telah follow socmed umj dengan klik Follow Socmed UMJ



6. Upload di tombol ADD SUBMISSION

7.

Silahkan Upload Screenshot bahwa sudah tergabung dengan sosmed kami

Submission status

Attempt number	This is attempt 1.
Submission status	No attempt
Grading status	Not graded
Due date	Saturday, 12 September 2020, 12:00 AM
Time remaining	4 days 10 hours
Last modified	-
Submission comments	▶ Comments (0)

ADD SUBMISSION

You have not made a submission yet.

Follow Sosmed UMJ

Follow sosial media UMJ :

- Instagram : @um_jakarta
- Twitter : @um_jakarta
- Youtube : TV UMJ

Silahkan Upload Screenshot bahwa sudah tergabung dengan sosmed kami

Nothing was submitted

File submissions

Maximum file size: 200MB, maximum number of files: 3

+ **+** **+**

Files

WhatsApp I...

Accepted file types:

- Image (BMP) .bmp
- Image (GIF) .gif
- Image (JPEG) .jpe .jpeg .jpg
- Image (PNG) .png
- Image files .ai .bmp .gdraw .gif .ico .jpe .jpeg .jpg .pct .pic .pict .png .svg .svgz .tif .tiff

SAVE CHANGES **CANCEL**

Bersambung.. stay tune ya..